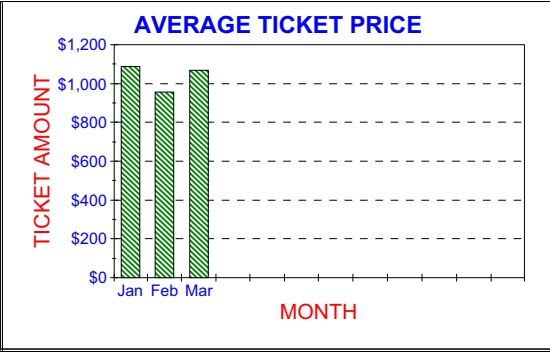
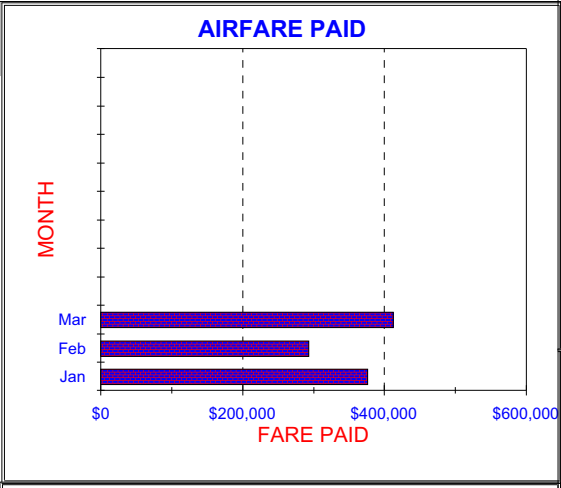
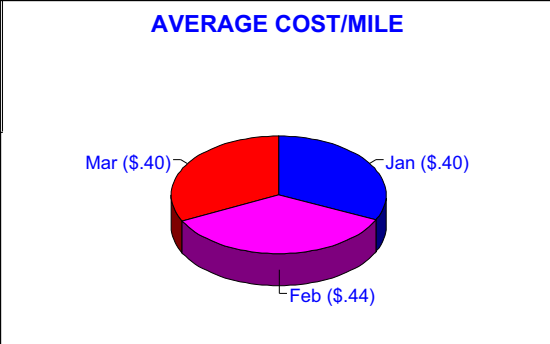
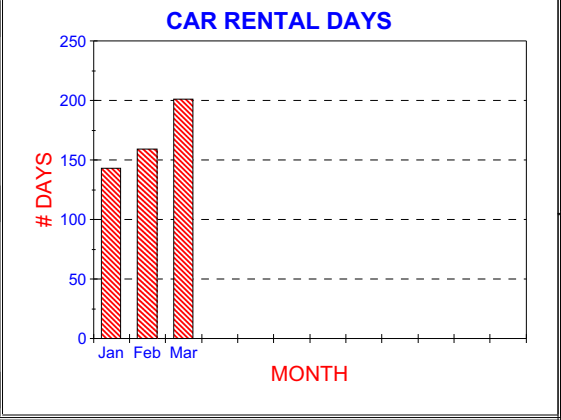


AIRFARE ANALYSIS **QUARTER** **YTD**

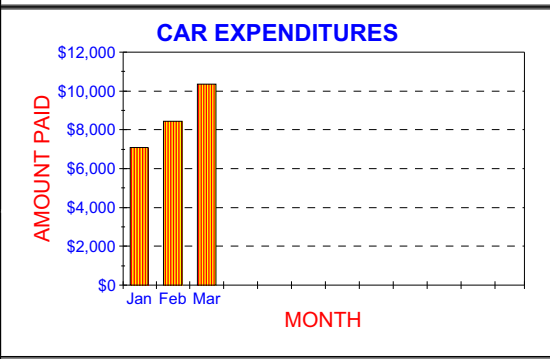
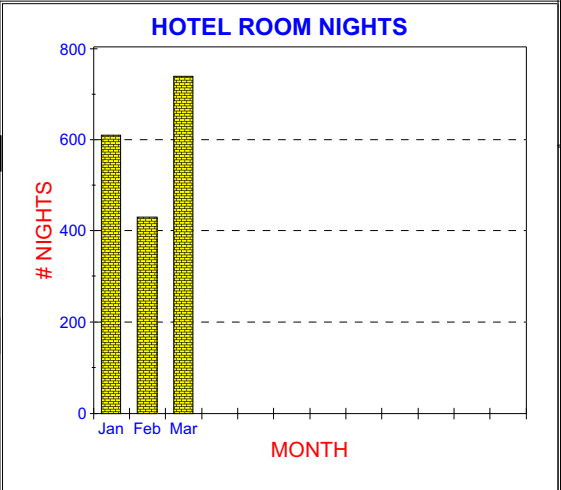
| | | | |
|----------------|----------------|---------------|----------------|
| TOTAL | | | |
| | NET SALES | \$455,587.61 | \$1,081,430.06 |
| | NUM OF TICKETS | 406 | 950 |
| AVERAGE | | | |
| | TICKET PRICE | 1,122.14 | \$1,138.35 |
| | COST PER MILE | \$0.41 | \$0.41 |
| REFUNDS | | | |
| | # OF REFUNDS | 11 | 44 |
| | REFUND AMOUNT | (\$14,970.83) | (\$71,428.03) |
| | AVERAGE REFUND | (\$1,360.98) | (\$1,623.36) |



| SEGMENT ANALYSIS | # OF SEGS | AMOUNT |
|------------------|-----------|-------------|
| JFK<->LHR | 52 | \$67,936.53 |
| JFK<->LAX | 33 | \$19,831.24 |
| LGA<->ORD | 27 | \$5,430.44 |
| IAH<->LGA | 26 | \$9,499.46 |
| DFW<->LGA | 24 | \$16,116.27 |

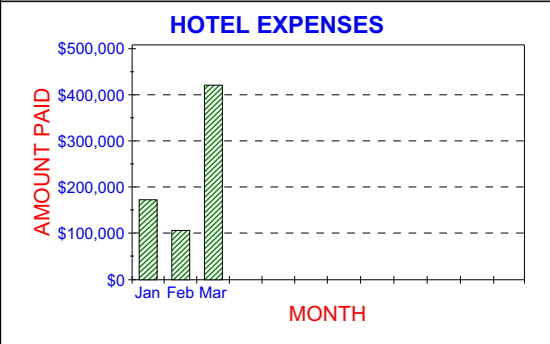


| CAR ANALYSIS | QUARTER | YTD |
|------------------|-------------|-------------|
| TOTAL CAR COST | \$11,236.94 | \$25,870.31 |
| CARS RENTED | 105 | 241 |
| CAR RENTAL DAYS | 216 | 503 |
| AVERAGE CAR RATE | \$52.02 | \$51.43 |
| RENTAL DAYS | 2.06 | 2.09 |



| TOP FIVE CAR CHAINS | # OF DAYS | AMOUNT |
|---------------------|-----------|------------|
| ENTERPRISE CARS | 88 | \$3,731.13 |
| AVIS RENT A CAR | 76 | \$4,232.45 |
| HERTZ RENT A CAR | 49 | \$3,135.00 |
| BUDGET RENT A CAR | 2 | \$78.00 |
| THRIFTY RENT A CAR | 1 | \$60.36 |

| HOTEL ANALYSIS | QUARTER | YTD |
|--------------------|--------------|--------------|
| TOTAL HOTEL COST | \$426,455.37 | \$689,220.76 |
| ROOMS BOOKED | 344 | 729 |
| ROOM NIGHTS | 783 | 1773 |
| AVERAGE HOTEL RATE | \$544.64 | \$388.73 |
| LENGTH OF STAY | 2.28 | 2.43 |



| TOP FIVE HOTEL CHAINS | # OF NTS | AMOUNT |
|-----------------------|----------|-------------|
| ROBERT WARNER | 129 | \$51,790.00 |
| HILTON/CONRAD HOTELS | 76 | \$14,223.00 |
| MANHATTAN EAST SUITES | 57 | \$17,779.00 |
| SHERATON HOTELS | 39 | \$6,376.36 |
| PREFERRED HOTELS | 37 | \$8,528.80 |